





## Watlow Resistance Temperature Sensors

**Watlow's platinum resistance elements are specially designed to ensure precise and repeatable temperature measurement. Watlow RTDs and thermistors are accurate, sensitive, interchangeable, standardized and repeatable.**

Product	Description	Temperature		Accuracy
		°F	°C	
 RTDs	Accurate, repeatable and interchangeable over a wide operating range.	-328 to 1200	-200 to 650	DIN Class A ± 0.06% at 32°F (0°C) DIN Class B ± 0.12% at 32°F (0°C)
 Thermistors	Highly sensitive to small changes in temperature, fairly accurate over a limited temperature range.	-75 to 500	-60 to 260	± 1% at 77°F (25°C) to ±15% at 32°F (0°C)
 ENVIROSEAL™ HD Sensor	Suited for heavy-duty applications including those in harsh environments.	-40 to 392	-40 to 200	Same as RTD and thermistor accuracies above
 Surface Temperature Sensors	Can be mounted on flat surfaces and is ideal for surface temperature monitoring applications.	-58 to 500	-50 to 260	n/a