






Watlow Immersion Heaters

Watlow's immersion heaters are designed primarily for direct immersion in liquids such as water, oils, solvents and process solutions, molten materials as well as air and gases. By generating all the heat within the liquid or process, these heaters are virtually 100 percent energy efficient. These versatile heaters can also be formed and shaped into various geometries for radiant heating and contact surface heating applications. UL® and CSA component recognized elements are available.

Product	Material	Maximum Operating Temperatures		Maximum Watt Densities	
		°F	°C	W/in2	W/cm2
 Screw Plug Immersion	Incoloy®	1600	870	120	18.6
	Stainless steel	1200	650	120	18.6
	Steel	750	400	120	18.6
	Copper	350	175	120	18.6
 ANSI Flange Immersion	Incoloy®	1600	870	100	15.5
	Stainless steel	1200	650	100	15.5
	Steel	750	400	100	15.5
	Copper	350	175	100	15.5
 Flange Immersion Heaters	Incoloy®	1600	870	100	15.5
	Incoloy®	1600	870	100	15.5
 Over-the-Side	Steel	750	400	23	3.6
 FIREROD Immersion	Incoloy®	212	100	300	46.5